

Current limitation

SLR10.108

- Input: AC 115V/230V, DC 240-375 V
- Output: 24 V/8 A
- Current limitation at 8 A
- N+1 redundancy, RDY relay contact
- Robust mechanics and EMC

PULS



CB
scheme
IEC60950

UL US
UL508 LISTED
IND. CONT. EQ.
18 WM, 60°C

UL US
UL60950 E137006
CUL/CSA-C22.2
No 60950

CE
EMC and
Low Volt.
Directive

Data sheet

Input

Input voltage	AC100-120/220-240 V (switchable), 47-63 Hz (85-132 VAC / 176-264 VAC, 240-375 VDC)
Note:	At DC input, always leave the switch in the 230V position.
Input current	5 A (switch in 115V position) 2.3 A (switch in 230V position)
DCin at open output	8 mA (preserves battery sources)
Inrush current	typ. < 30 A at 264 V AC and cold start
	Unit is internally fused (fuse not accessible). For external fusing of unit and for input line protection, use circuit breaker with B-characteristic 10A or slower action, or alternatively T10A HBC fuse.
Transient handling	Transient resistance acc. to VDE 0160 / W2 (750 V / 1.3 ms), for all load conditions.
Hold-up time	> 30 ms at 196 VAC, 24 V / 8 A (see diagram overleaf)

Efficiency, Reliability etc.*

Efficiency	typ. 90 % (230 VAC, 24 V / 8 A)
Losses	typ. 21.3 W (230 VAC, 24 V / 8 A)
MTBF	390.000 h acc. to Siemensnorm SN 29500 (24 V/8 A, 230 VAC, T _{amb} = +40 °C)
Life cycle (electrolytics)	The unit exclusively uses longlife electrolytics specified for +105°C (cf. 'The SilverLine', p.2).

Start / Overload Behaviour

Start-up delay	typ. 0.1 s
Rise time	ca. 5-20 ms, depending on load

Overload Behaviour:

- No disconnection, no hiccup if overloaded
- Current limited to 8 A
- I_{out} (8 A) continuously delivered up to +70°C
- No 'sticking' such as can occur with fold-back characteristics

* For further information see data sheets „The SilverLine“, „SilverLine Family Branches“ and mechanics data sheet

Output

Rated output voltage	24 V DC ± 0.5%
Ambient temperature range T _{amb}	Operation: 0°C...+70°C Storage: -25°C...+85°C
Rated continuous loading with convection cooling	24 V / 8 A
	• T _{amb} =0°C - 70°C
	Output is protected against short circuit, open circuit and overload
Voltage regulation	better than 2% V _{out} overall
Ripple / Noise	< 30 mV _{pp} , (20 MHz bandw., 50 Ω measur.)
Overvolt. protection	typ. 35 V
Parallel operation	yes, current sharing on request
Front panel indicator	Green LED
RDY relay contact	normally open contact
	• Type
	• closes when output voltage > 22.1V ±4%
	• opens when output voltage < 19.8V ±4%
	• Electrical isolation 500V DC to output voltage
	• Contact rating 1A at 28V DC

Construction / Mechanics*

Housing dimensions and Weight

- W x H x D 120 mm x 124 mm x 102 mm (+ DIN Rail)
- Free space for ventilation above/below 25 mm recommended left/right 15 mm recommended
- Weight 980 g

Design advantages:

- Input and output pluggable by means of Combicon® plug connector

Order information

Order number	Description
SLR10.108	
SLZ01	Screw mounting set, two needed per unit

For further information, especially about

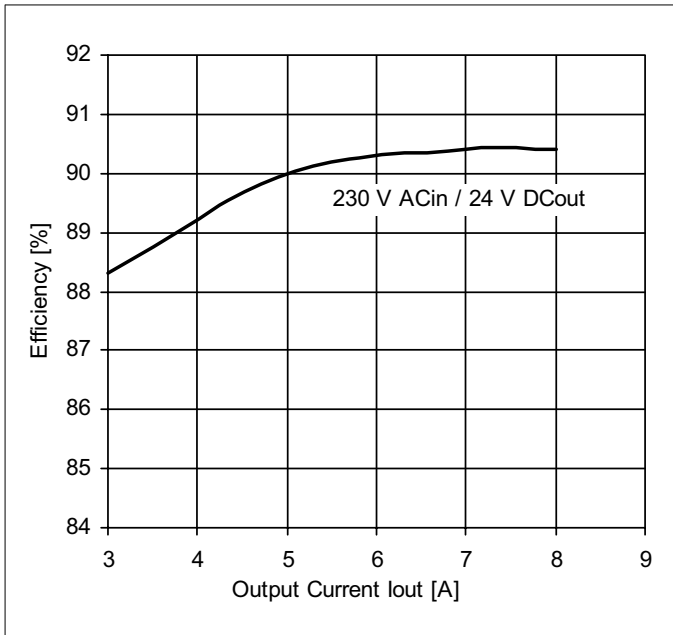
- EMC
- Connections
- Safety, Approvals
- Mechanics and Mounting,

see page 2 of the „The SilverLine“ data sheet.

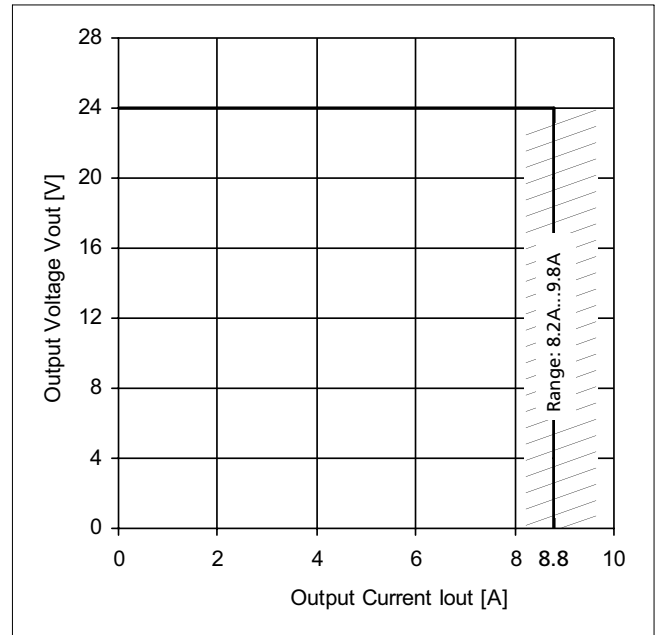
For detailed dimensions

see SilverLine mechanics data sheet SLR2.5/ 5/ 10

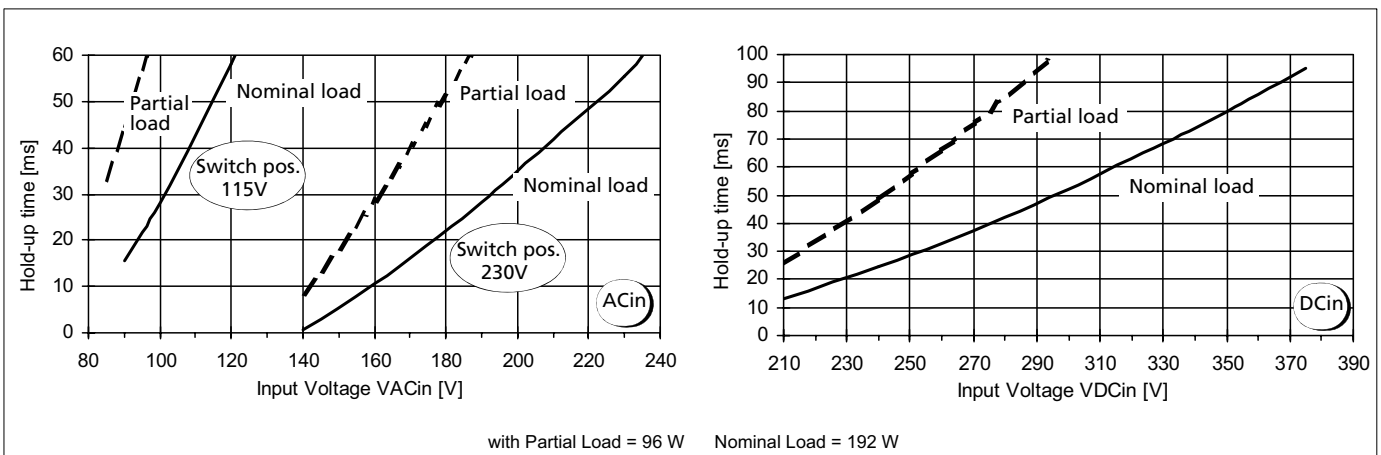
Efficiency (typ.)



Output characteristic (typ.)



Hold-up time (typ., at V_{out}=24V)



Unless otherwise stated, specifications are valid for AC 230V input voltage, +25°C ambient temperature, and 5 min. run-in time. They are subject to change without prior notice.